

INSTALLATION / WARRANTY INSTRUCTIONS

issue date: 20/09/2019

PRODUCT BRAND Pierlite

PRODUCT NAME / CODES Pierlite Carlton Colour Select LED Bunker

Oval CB2747375, CB2747274, CB2747779, CB2747678,
Round CB2746567, CB2746466, CB2746971, CB2746870

PLEASE READ THESE INSTALLATION INSTRUCTIONS CAREFULLY BEFORE INSTALLING OR MAINTAINING THIS EQUIPMENT. THE PRODUCT IS DESIGNED FOR INSTALLATION AND MAINTENANCE IN ACCORDANCE WITH RELEVANT AUSTRALIAN STANDARDS (AS3000) AND LOCAL REGULATIONS (WHERE APPLICABLE), BY AN AUTHORISED AND LICENCED ELECTRICIAN. THE INSTALLATION INSTRUCTIONS WERE CORRECT AT THE TIME OF PRINT. TO REFLECT CHANGES IN TECHNOLOGY AND AUSTRALIAN STANDARDS; PIERLITE RESERVES THE RIGHT TO AMEND THE INSTRUCTIONS WITHOUT NOTICE. UPDATED GUIDELINES CAN BE FOUND ON THE RELEVANT BRAND WEB SITE. **IMPORTANT** - THE PRODUCT MUST BE MAINTAINED AND OPERATED IN ACCORDANCE WITH THE MANUFACTURER'S INSTRUCTIONS, FAILURE TO DO SO MAY DAMAGE THE PRODUCT AND SERVICES. IT IS STRONGLY RECOMMENDED THAT THIS IMPORTANT NOTE BE COMMUNICATED TO THE OWNER AND OR OPERATOR OF THE INSTALLATION AT THE TIME OF SITE COMMISSIONING. GOOD PRACTICE DOES NOT RECOMMEND THE 24/7 USE OF PRODUCTS WITHOUT THE APPLICATION OF SUITABLE SWITCH CYCLE INTERVALS. FURTHERMORE, WITH THE OMISSION OF NOMINATED SURVIVAL CURVES AND OR RECOMMENDED OPERATING HOURS, PRODUCT DESIGN EXPECTATIONS PROVIDE FOR A CONTINUAL DAILY USAGE OF 6 HOURS FOR RESIDENTIAL APPLICATIONS AND A CONTINUAL DAILY USAGE OF 8 HOURS FOR LIGHT COMMERCIAL APPLICATIONS. ALL PRODUCTS MUST BE THOROUGHLY CLEANED ON A REGULAR BASIS AT INTERVALS THAT REFLECT IN THE INSTALLATION ENVIRONMENT, ENSURING THE OPTICAL PERFORMANCE, TOGETHER WITH THE ELECTRICAL, MECHANICAL AND STRUCTURAL INTEGRITY AS DESIGNED, IS MAINTAINED THROUGHOUT THE SERVICE LIFE OF THE PRODUCT. THIS BUNKER IS SUITABLE FOR PROTECTED 'OUTDOORS LOCATIONS. PLEASE CONSIDER THE SUITABILITY OF THE PRODUCT IN THE INTENDED ENVIRONMENT, FACTORS SUCH AS UV, MOIST, COASTAL AREAS, SUBSTRATES, HEAT, VIBRATION AND INDUSTRIAL FALL-OUT MAY AFFECT THE DURABILITY OF THE LUMINAIRE.



1. PRODUCT SPECIFICATION: Carlton Bunker Colour Select

CB2747375	White Small Oval Bunker with bonus trim	CB2746567	White Small Round Bunker with bonus trim
CB2747274	Black Small Oval Bunker with bonus trim	CB2746466	Black Small Round Bunker with bonus trim
CB2747779	White Large Oval Bunker with bonus trim	CB2746971	White Large Round Bunker with bonus trim
CB2747678	Black Large Oval Bunker with bonus trim	CB2746870	Black Large Round Bunker with bonus trim

Product brand	- Pierlite CB2747375 / CB2747274	Pierlite CB2747779 / CB2747678
Type of Protection	- Class I	Class I
IP Rating - for interior products, the IP rating nominated is "from below the ceiling" unless specifically nominated.	- IP54	IP54
Nominal design Voltage	- 240V	240V
Circuit wattage	- 9W	14.5W
Line current	- 75mA	123mA
In-rush current	- 225mA /300ms	430mA /300ms
Important – when installing electronic or HID lighting equipment, the installer must consider the in-rush start current (if any) as documented on the control gear identification label when selecting appropriate circuit controls or protective devices.		
Power factor	- ≥0.5	≥0.5
Nominal Freq. (Hz)	- 50 Hz	50Hz
Rated Minimum / Maximum Ambient Temperature	- TA40°C	TA40°C
Suitable for direct mounting on flammable surfaces	- NO	NO
Dimmable (if relevant refer brand web for approved list)	- NO	NO
Installation orientation	- Wall Mounted	Wall Mounted
Designed application	- Exterior IP54 / IK04	Exterior IP54 / IK04
Rated average design life	- 30,000 hours* to L70, 50% survival	30,000 hours* to L70, 50% survival
*Based on application of Pierlite's product operating and maintenance guidelines: see www.pierlite.com . Actual product life may very dependent upon frequency of maintenance and product application.		

Product brand	- Pierlite CB2746567 / CB2746466	Pierlite CB2746971 / CB2746870
Type of Protection	- Class I	Class I
IP Rating - for interior products, the IP rating nominated is "from below the ceiling" unless specifically nominated.	- IP54	IP54
Nominal design Voltage	- 240V	240V
Circuit wattage	- 9W	14.5W
Line current	- 75mA	123mA
In-rush current	- 225mA /300ms	430mA /300ms
Important – when installing electronic or HID lighting equipment, the installer must consider the in-rush start current (if any) as documented on the control gear identification label when selecting appropriate circuit controls or protective devices.		
Power factor	- ≥0.5	≥0.5
Nominal Freq. (Hz)	- 50 Hz	50Hz
Rated Minimum / Maximum Ambient Temperature	- TA40°C	TA40°C
Suitable for direct mounting on flammable surfaces	- NO	NO
Dimmable (if relevant refer brand web for approved list)	- NO	NO
Installation orientation	- Wall Mounted	Wall Mounted
Designed application	- Exterior IP54 / IK04	Exterior IP54 / IK04
Rated average design life	- 30,000 hours* to L70, 50% survival	30,000 hours* to L70, 50% survival
*Based on application of Pierlite's product operating and maintenance guidelines: see www.pierlite.com . Actual product life may very dependent upon frequency of maintenance and product application.		

Colour Temperature and Lumen Summary		3000K	4000K	6000K
CB2747375 / CB2747274	Small Oval Bunker	575 lumen	606 lumen	586 lumen
CB2747779 / CB2747678	Large Oval Bunker	996 lumen	1109 lumen	1014 lumen
CB2746567 / CB2746466	Small Round Bunker	665 lumen	698 lumen	667 lumen
CB2746971 / CB2746870	Large Round Bunker	1156 lumen	1284 lumen	1189 lumen

2. APPROVALS: The RCM marking of this product applies to AS/NZS CISPR15 (EMC) "Limits and methods of measurement of radio disturbance characteristics of electrical lighting and similar equipment". This product is designed to conform to AS/NZS60598 "Luminaires, general requirements and tests".



3. STORAGE: Prior to installation products are to be stored in cool and dry conditions.

4. APPLICATION: The installation application and orientation of the product is designed in accordance with the nominated product IP rating, class designation and these installation instructions. Installation environments and operating conditions beyond these instructions are not recommended.

5. INSTALLATION / GENERAL: Installation of the product is to be completed by an authorized and licensed electrician, in accordance with these instructions, relevant Australia standards and local regulations (where applicable). Termination of product wiring, together with the installation of the product must be in a manner and orientation that maintains the integrity of the designated IP rating of the product. For electronic control equipment (when supplied) DO NOT MEGGER between A and N.

6. INSTALLATION / SPECIAL CONDITIONS (relevant only for products approved for such an installation):

(a) products installed in high wind environments must have suitable installation / fastening methods applied to ensure the product's mounting points are not damaged through, corrosion, constant vibration and or movement. Exterior products are designed with precise vertical aiming limits, which should not be exceeded. Any vertical floodlight aiming requirements should be specifically validated in writing with the relevant brand before consideration.

(b) products installed in corrosive or salt laden environments require special consideration and such; specific product selection, inclusive of suitable fastening methods and extensive

ongoing maintenance of products installed in these environments require professional advice. It is essential that all aspects of the product selection, material specification and maintenance are specifically designed for such use and a cleaning program be adopted that maintains the design integrity of the product.

(c) interior highbay products must be vertically suspended. The method of suspension (chain etc) must be able to support at least 5 times the total weight of the fitting. Do not install where air movement will cause the fitting to swing about, causing wear and tear of attachment points. Luminaires should be installed where access for maintenance is practical and allows for maintenance to be completed in accordance with the manufacturer's recommendations.

(d) interior (downlight) products must be installed to ensure the lamp unit or the driver (if supplied) are not covered with any combustible materials or insulation; minimum spacings nominated for these materials are mandatory. Unless otherwise specified, minimum clearances are in accordance with AS3000 requirements. The product is not designed for installation environments which restrict conventional airflow movements eg: enclosed boxes or concrete profiles. For dimming purposes please see the relevant product brand web site for the dimming compatibility chart. When mounting multiple fixtures to conductive structures, it is recommended that the structure is earthed. The mounting facilities provided for the transformer/driver (if any), need only be utilized if in the application of the product is required by AS3000. IP ratings stated (if any) are from below the ceiling unless stated otherwise and the installation of the product must be in a manner that maintains the integrity of the relevant IP rating.

7. MAINTENANCE:

(a) The supply must be isolated before opening or accessing the luminaire. Product maintenance is IMPORTANT and is critical to the products designed performance. The product is to be maintained in accordance with the manufacturer's instructions. For the latest product maintenance guides please go to relevant brand web site. Pierlite is not responsible for any product not maintained in accordance with the recommended procedure or intervals. **(b) lamps (where provided):** The product is designed with the supplied (LEDs) / LAMP/s and it is strongly recommended that any LAMP / (LEDs) changes (if any) be made in accordance with the type, colour and brand supplied. For recommended LAMP / LED maintenance or operating guides (inclusive of recommended product switch cycles and mandatory run-in procedures for HID and Fluorescent lamps when used with dimming circuits), Pierlite recommends the application of the lamp manufacturer's operating guidelines, which can be found on manufacturer's website. Pierlite is not responsible for the product performance of alternative lamp/s used. As a member of FluroCycle, we encourage recycling of lamps and components. **(c) battery (where provided):** The battery is designed with a rated average battery design life of 25,000 hours in standby mode. The battery is supported with a standard 12 month warranty; conditional of the product being maintained and operated in accordance with the manufacturer's guidelines and tested in accordance with AS/NZS2293. For guidelines see product installation instructions or visit the relevant brand web site. **(d) for products supplied with glass visors or covers,** do not operate the product with a damaged visor or cover; it is recommended the product be turned off, area surrounding the product vacated and the damaged glass replaced by a professional installer immediately.

8. WARRANTY INSTRUCTIONS: For the purpose of warranty claims (if any) the following instructions apply:

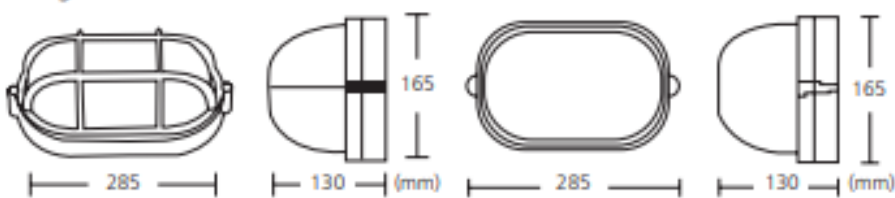
Warranty components – THE PRODUCT, (identified as the THE PRODUCT only). **Warranty period** - The above components are provided with a warranty of TWO (2) year/s or WARRANTED 10,000 hours of operation (which ever arrives first) against manufacturing defects or failure to perform to specifications for products installed by an authorised installer in accordance with the manufacturer's installation instructions and which have not been subject to incorrect operation or maintenance, unauthorised modification or damage arising from any intervening cause. **Warranty reference** - The warranty reference date commences from the date of purchase. **Warranty point of contact** – Pierlite Pty Ltd, 96 Gow Street Padstow NSW 2211, phone T 02 9794 9300 contact – Pierlite After Sales Support.

Warranty claim procedure – For the purpose of making a claim the customer must:

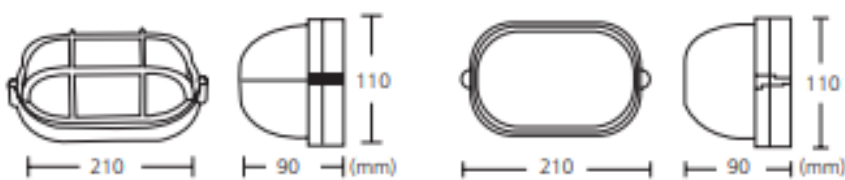
1. Contact the "point of contact" above and upon provision of proof of purchase the customer will receive a goods return advice (GRA) number. 2. At the customer's expense, collect and return the goods to the "point of contact" with the issued GRA number. 3. Upon receipt of the goods, Pierlite will review the claim and if found to be accepted, Pierlite will return a replacement product to the customer to install at the customer's expense. Alternatively if the claim is rejected, the customer may request the return of the goods at their expense. **Consumer Contracts** - The benefits to the customer given by the Pierlite warranty are in addition to other rights and remedies of the customer if the goods are the subject of a Consumer Contract under the Australian Consumer Law. In that event the following statement is required to be brought to the Consumer's attention: - *Our goods come with guarantees that cannot be excluded under the Australian Consumer Law. You are entitled to a replacement or refund for a major failure and for compensation for any other reasonably foreseeable loss or damage. You are also entitled to have the goods repaired or replaced if the goods fail to be of acceptable quality and the failure does not amount to a major failure.* **Limitation of Liability** –if the goods are not purchased by the customer under a Consumer Contract within the Australian Consumer Law then but not otherwise; - (a) the Company is not liable in tort for any loss or damage suffered by the customer or by any third party; and (b) in no circumstances is Pierlite liable to the customer or to any third party for any loss of profits, loss of anticipated savings, economic loss or interruption of business or for any indirect or consequential loss (Consequential Loss). **Terms of Sale** – these Warranty provisions are in substitution for any inconsistent provisions in the Pierlite Terms and Conditions of Sale in so far as they apply to the Warranty components.

Line Drawings

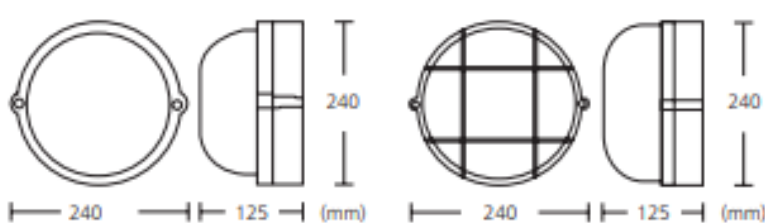
Large Oval LED Bunkers



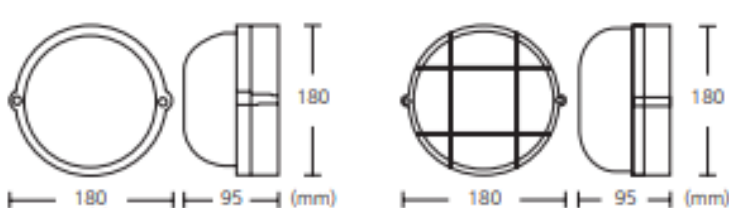
Small Oval LED Bunkers



Large Round LED Bunkers



Small Round LED Bunkers



Dip Switch located on circuit board for colour temperature selection

