

## INSTALLATION / WARRANTY INSTRUCTIONS

PRODUCT BRAND: PIERLITE

PRODUCT NAME: NEVADO

PRODUCT CODE: see table on the following pages for list of product codes

Issue Date: 01.02.2023

Please read these installation instructions carefully before installing or maintaining this equipment. The product is designed for installation and maintenance in accordance with relevant Australian standards (AS/NZ3000), by an authorised and licensed electrician. The installation instructions were correct at the time of print. To reflect changes in technology and Australian and New Zealand standards; Pierlite reserves the right to amend the instructions without notice. Updated guidelines can be found on relevant brand web site.




### 1. PRODUCT SPECIFICATION:

Type of protection	Class II
Ingress protection	IP40
IK rating	Not Tested
IC Rating	Non IC, Do Not Cover
Nominal voltage	240Vac
Nominal frequency	50 Hz
Power factor	>0.90
Operating ambient temperature	0°C to 40°C
LED lifetime	72,000hrs L70@TM21
Colour temperature	4000K
Colour rendering index (CRI)	90+
Warranty	5 years

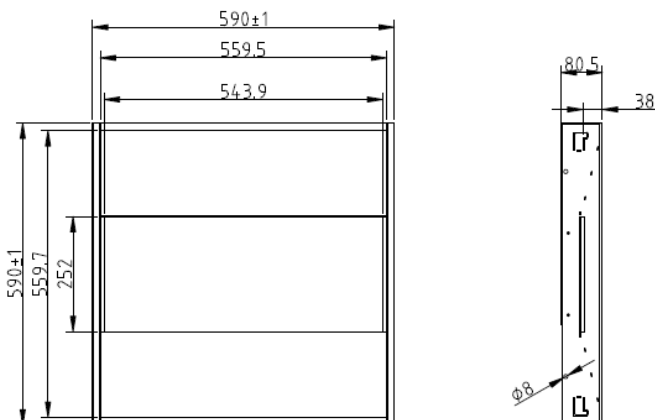
Size	Product Kit Code	Description	System Power (W)	Line Current Max (A)	Lumen Output (lm)	Luminaire Body Code	LED Driver Assembly Code	In Rush Current
600 X 300mm	NVD2B06349D3	NEVADO GEN2 TBAR 600x300 4000K CRI90 13W DALI	13	0.06	1350	NVD2B06349	DAT25D03501	25A/141 $\mu$ s
	NVD2B06349D6	NEVADO GEN2 TBAR 600x300 4000K CRI90 19W DALI	19	0.08	1920	NVD2B06349	DAT25D05001	25A/141 $\mu$ s
600 X 600mm	NVD2B06649D6	NEVADO GEN2 600x600 4000K CRI90 25W DALI	25	0.11	2900	NVD2B06649	DAT45D07001	28A/195 $\mu$ s
	NVD2B06649D8	NEVADO GEN2 600x600 4000K CRI90 32W DALI	32	0.14	3700	NVD2B06649	DAT45D09001	28A/195 $\mu$ s
1200 X 300mm	NVD2B12349D6	NEVADO GEN2 1200x300 4000K CRI90 26W DALI	26	0.12	2900	NVD2B12349	DAT45D07001	28A/195 $\mu$ s
	NVD2B12349D8	NEVADO GEN2 1200x300 4000K CRI90 33W DALI	33	0.14	3600	NVD2B12349	DAT45D09001	28A/195 $\mu$ s

**LINE DRAWINGS:**


NVD2B06349 (600x300MM)



NVD2B06649 (600X600MM)



NVD2B12349 (1200X300MM)



**2. INSTALLATION / GENERAL:** Installation of the product is to be completed by an authorized and licensed electrician, in accordance with these instructions, relevant Australia standards and local regulations (where applicable). Termination of product wiring, together with the installation of the product must be in a manner and orientation that maintains the integrity of the designated IP rating of the product for electronic control equipment (when supplied) DO NOT MEGGER between A and N.

**IMPORTANT** - the product must be maintained and operated in accordance with the manufacturer's instructions, failure to do so may damage the product and services. It is strongly recommended that this important note be communicated to the owner and/or operator of the installation at the time of site commissioning. Good practice does not recommend the 24/7 use of products without the application of suitable switch cycle intervals. Furthermore, with the omission of nominated survival curves and/or recommended operating hours, product design expectations provide for a continual daily usage of 6 hours for residential applications and a continual daily usage of 12 hours for commercial and industrial applications. All products must be thoroughly cleaned on a regular basis at intervals that reflect in the installation environment, ensuring the optical performance, together with the electrical, mechanical, and structural integrity as designed, is maintained throughout the service life of the product.

**APPROVALS:** The RCM marking of this product applies to AS/NZS CISPR15 (EMC) "Limits and methods of measurement of radio disturbance characteristics of electrical lighting and similar equipment". This product is designed to conform to AS/NZS60598 "Luminaires, general requirements and tests".



**STORAGE:** Prior to installation products are to be stored in cool and dry conditions.

**APPLICATION:** The installation application and orientation of the product is designed in accordance with the nominated product IP rating, class designation and these installation installations. Installation environments outside these conditions are not recommended.

#### MAINTENANCE:

(a) The supply must be isolated before opening or accessing the luminaire. Product maintenance is **IMPORTANT** and is critical to the products designed performance. The product is to be maintained in accordance with the manufacturer's instructions. For the latest product maintenance guides please go to relevant brand web site. Pierlite is not responsible for any product not maintained in accordance with the recommended procedure or intervals.

(b) **Lamps (where provided):** The product is designed with the supplied (LEDs) / LAMP/s and it is strongly recommended that any LAMP / (LEDs) changes (if any) be made in accordance with the type, colour and brand supplied. For recommended LAMP / LED maintenance or operating guides (inclusive of recommended product switch cycles and mandatory run-in procedures for HID and Fluorescent lamps when used with dimming circuits), Pierlite recommends the application of the lamp manufacturer's operating guidelines, which can be found on manufacturer's website. Pierlite is not responsible for the product performance of alternative lamp/s used. As a member of FluroCycle, we encourage recycling of lamps and components.

**(c) Battery (where provided):** The battery is designed with a rated average battery design life in standby mode, and is supported with a standard warranty (refer to product specifications for details); conditional of the product being maintained and operated in accordance with the manufacturer's guidelines and tested in accordance with AS/NZS2293. For guidelines see product installation instructions or visit the relevant brand web site.

**(d) For products supplied with glass visors or covers,** do not operate the product with a damaged visor or cover; it is recommended the product be turned off, area surrounding the product vacated, and the damaged glass replaced by a professional installer immediately.

**(e) Cables or cords (where provided):** If any external cable or cord of the X or Y type luminaire is damaged, it shall be replaced by a qualified person or manufacturer's service agent.

For Z type attachments to luminaire, cord cannot be replaced if damaged, the luminaire shall be removed from service.

Flex cord types

- X: Specially prepared flexible cable or cord, may also include a part of the luminaire and only available from manufacturer.
- Y: Attachment may be used with either an ordinary or special flexible cable/cord.
- Z: Attachment of cable/cord that cannot be replaced without damage to luminaire

**WARRANTY INSTRUCTIONS:** For purpose of warranty claims (if any) the following instructions apply:

**Warranty period** - The above components are provided with a warranty (refer to product specifications for details) against manufacturing defects or failure to perform to specifications for products installed by an authorised installer in accordance with the manufacturer's installation instructions and which have not been subject to incorrect operation or maintenance, unauthorised modification or damage arising from any intervening cause.

**Warranty reference** - The warranty reference date commences from the date of purchase.

**Warranty point of contact** – Pierlite, 96 Gow Street Padstow NSW 2211, phone T 1300 799 300 – Pierlite After Sales Support.

**Warranty claim procedure** – For the purpose of making a claim the customer must:

1. Contact the "point of contact" above and upon provision of proof of purchase the customer will receive a goods return advice (GRA) number. 2. At the customer's expense, collect and return the goods to the "point of contact" with the issued GRA number. 3. Upon receipt of the goods, Pierlite will review the claim and if found to be accepted, Pierlite will return a replacement product to the customer to install at the customer's expense. Alternatively, if the claim is rejected, the customer may request the return of the goods at their expense.

**Consumer Contracts** - The benefits to the customer given by the Pierlite warranty are in addition to other rights and remedies of the customer if the goods are the subject of a Consumer Contract under the Australian Consumer Law. In that event the following statement is required to be brought to the Consumer's attention: - *Our goods come with guarantees that cannot be excluded under the Australian Consumer Law. You are entitled to a replacement or refund for a major failure and for compensation for any other reasonably foreseeable loss or damage. You are also entitled to have the goods repaired or replaced if the goods fail to be of acceptable quality and the failure does not amount to a major failure.*

**Limitation of Liability** – if the goods are not purchased by the customer under a Consumer Contract within the Australian Consumer Law then but not otherwise; - (a) the Company is not liable in tort for any loss or damage suffered by the customer or by any third party; and (b) in no circumstances is Pierlite liable to the customer or to any third party for any loss of profits, loss of anticipated savings, economic loss or interruption of business or for any indirect or consequential loss (Consequential Loss).

**Terms of Sale** – these warranty provisions are in substitution for any inconsistent provisions in the Pierlite Terms and Conditions of Sale in so far as they apply to the warranty components.