

# Accessories

## ADAPTOR KIT FOR LEDsmart<sup>+</sup> ROTARY DIMMERS/SWITCHES

ITEM NUMBER: DGACCESSPK3

Allows LEDsmart<sup>+</sup> Rotary Dimmers to be adapted to fit Clipsal Saturn™ and Clipsal Saturn Zen™ wall plates.

- A 1 x Bezel and Dial Removal Tool
- B 5 x Large Dial pack
- C 5 x Small Dial pack
- D 5 x Light Ring: Large (Blue, Green, Orange)
- E 5 x Light Ring: Small (Blue, Green, Orange)
- F 5 x Rotary Retaining Bezel
- G 5 x Dial Clamp Ring
- H 5 x Rotary Adaptor (Clear)
- I 5 x Rotary Adaptor (White)

### INSTRUCTIONS

This kits contains parts to convert up to 5 LEDsmart<sup>+</sup> rotary dimmers to suit Clipsal Saturn or Clipsal Saturn Zen



## ADAPTOR KIT FOR LEDsmart<sup>+</sup> PUSH BUTTON DIMMERS/SWITCHES/TIMERS

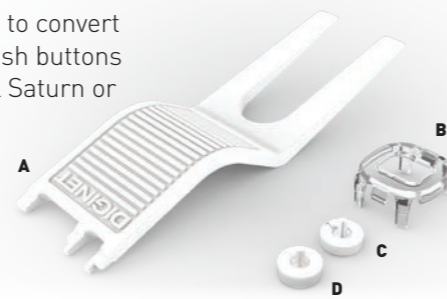
ITEM NUMBER: DGACCESSPK2

Allows LEDsmart<sup>+</sup> Push Button Dimmers, Switches and Timers to be quickly and easily adapted to fit Clipsal Saturn™ and Clipsal Saturn Zen™ wall plates.

- A 1 x Bezel & Dial Removal Tool
- B 20 x Button Retaining Bezel
- C 20 x Button Adaptor (White)
- D 20 x Button Adaptor (Clear)

### INSTRUCTIONS

This kits contains parts to convert up to 20 LEDsmart<sup>+</sup> push buttons dimmers to suit Clipsal Saturn or Clipsal Saturn Zen




## LEDSMART<sup>+</sup>™ ROTARY DISC AND WALL MOUNTING KIT

ITEM NUMBER: MMCE/RT

It is suitable for use with LEDsmart<sup>+</sup> Rotary Dimmers, item number MMDM/RT. It is mounted directly into a Gyprock™ wall, with no additional wall plate required. This provides an elegant interface for LEDsmart<sup>+</sup> Rotary Dimmers, with a visible diameter of only 56mm.

- A 1 X Wall Mounting Kit
- B 1 X White Rotary Disc with faux glass outer ring
- C 1 X White Rotary Disc
- D 1 X Bezel and Dial Removal Tool
- E 1 X Rotary Retaining Bezel
- F 1 X Adaptor Base for custom made rotary discs
- G 1 X Dimmer Removal Tool



## COLOURED BEZEL KIT FOR LEDsmart<sup>+</sup> PUSH BUTTON DIMMERS/SWITCHES/TIMERS


ITEM NUMBER: DGACCESSPK1

Allows LEDsmart<sup>+</sup> Push Button Dimmers, Switches and Timers to be customised to provide a blue, orange or green indicator, rather than the standard white indicator.

- A 1 x Bezel & Dial Removal Tool
- B 10 x Push Button Retaining Bezel — Orange
- C 10 x Push Button Retaining Bezel — Blue
- D 10 x Push Button Retaining Bezel — Green

### INSTRUCTIONS

- Can be used with both LEDsmart and LEDsmart<sup>+</sup> ranges
- Bezel removal tool and detailed instructions included with each kit
- One of each is pre-packaged with LEDsmart<sup>+</sup> push button devices, not LEDsmart devices



## LOAD BYPASS DEVICE

ITEM NUMBER: MMBP

This device can be used to correct issues seen with some modern lighting load types such as LEDs or CFLs when used in conjunction with LEDsmart<sup>+</sup> products (or other electronic control devices). The devices is designed to fix issues such as:

- When switched off via a LEDsmart<sup>+</sup> product, lights flicker, pulse on/off or do not switch off completely
- When switching on via a LEDsmart<sup>+</sup> product, lights have difficulty switching on and LEDsmart<sup>+</sup> indicators flicker or pulse



© This document is copyright to Gerard Lighting Pty Ltd. Except as permitted under relevant law, no part of this user and installation guide may be reproduced by any process without written permission of and acknowledgement to Gerard Lighting. Gerard Lighting Pty Ltd reserves the right to alter the specifications, designs or other features of any items and to discontinue any items at any time without notice and without liability. While every effort is made to ensure that all information in this user and installation guide is correct, no warranty of accuracy is given and Gerard Lighting shall not be liable for any error. The identified trademarks and copyrights are the property of Gerard Lighting Pty Ltd unless otherwise noted.

Diginet and LEDsmart<sup>+</sup> are brands of Gerard Lighting Pty Ltd. Clipsal Saturn™ and Clipsal Saturn Zen™ are trademarks of Schneider Electric (Australia) Pty Ltd.