



BY




1300 799 300
www.pierlite.com.au



LED Downlight System
Design and Constructed in New Zealand

have led us to **KIMBAL**



10 YEARS

of research and development
in LED downlight technology



DOT Downlights, the developer of the Kimbal, recognizes its responsibility to communities and future generations. This has led to the introduction of a product range that has sustainability at its core.

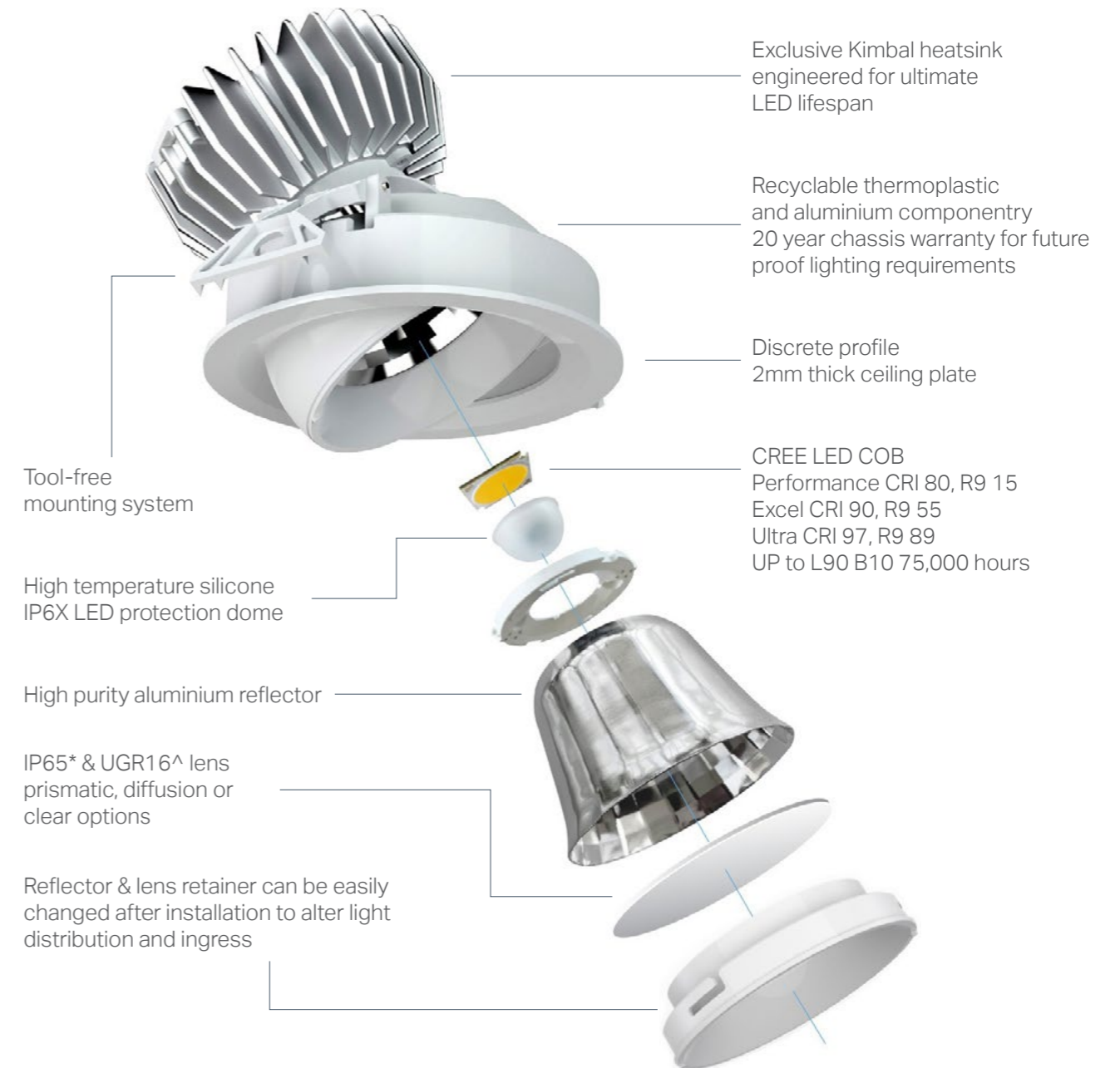
Every element of a Kimbal engineered body is either recyclable or reusable and the range has been designed to enable replacement of electronic control gear or LED to uptake future technology and at end of life.

"We are committed to providing high quality, long lasting, energy saving products and services to our customers. We are relentlessly working to identify and reduce negative impact on the earth."

Paul Austin,
GM of Dot Downlights

A comprehensive range of chassis options, lumen packages and accessories make it easy to design lighting environments that are elegant, functional and energy efficient.

The Kimbal range represents a commitment to the highest standards through design, development, componentry and production.



*Downlight without lens is IP6X from below and above ceiling; Downlight with lens installed on site is IP54 from below and IP44 from above ceiling, Downlight with lens installed in factory is IP65 from below and IP44 from above ceiling. ^UGR16 capable with Recessed Reflector and Prismatic Lens, UGR19 capable with Flush Reflector and Prismatic Lens.

The collection features six distinct lighting solutions; fixed recessed downlights, adjustable recessed downlights, surface mounted downlights, suspended downlights, surface mounted spotlights and track mounted spotlights.



P10



P16



P22



P28



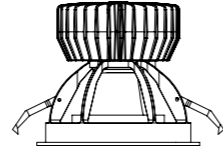
P34



P42

KF6 SERIES

FIXED RECESSED DOWNLIGHT



Flush Reflector



Recessed Reflector

Technical Data



- Cut Out 150mm
- Overall 165mm
- Height 148mm
- Suitable ceiling 10-50mm
- Weight - body 850g
- Weight - driver 250g
- LED life @ L90/B10 ≥75000 Hrs
- AS/NZS60598 - parts 1&2 Complies
- IK10/IP65 anti-ligature accessory available
- Wall wash option
- Emergency option
- Adaption plate 150-250mm K6-RAP/150 K6-RAP/250
- Ultra CRI 97, R9 98 option on request
- Tunable white 2700-6500K option on request
- DALI 8 Tunable White (350-900mA)
- Casambi (350-1050mA)

SERIES	CRI	OUTPUT	REFLECTOR	CCT	CONTROL	LENS	COLOUR
KF6 Fixed Recessed Downlight	P CRI 80 R9 15 3 SDCM	2 10W 250mA 1300lm 130lm/W (IC-4)	8F Wide Beam 70° Flush Reflector	3 3000K	BLANK Non Dim	BLANK No Lens 70° / 30° Beam UGR22, IP65*	W White
	X CRI 90 R9 55 2 SDCM (Cyanosis compliant with 4000K)	3 14W 350mA 1800lm 129lm/W (IC-4)	8R Wide Beam 70° Recessed Reflector	35 3500K (CRI90 only)	D1 DALI (250-1400mA)	C Clear Lens 70° / 30° Beam UGR22, IP65*	B Black
		5 20W 500mA 2500lm 125lm/W (CA90)	4F Narrow Beam 30° Flush Reflector	4 4000K	D2 DSI (350-1400mA)	D Diffusion Lens 100° Beam UGR22, IP65*	S Special
		7 27W 700mA 3500lm 130m/W (CA90)	4R Narrow Beam 30° Recessed Reflector	D3 1-10V (250-1400mA)	D4 Phase Cutting (180-1050mA)	P Prismatic Lens 55° Beam UGR16 / UGR19^, IP65*	
		9 35W 900mA 4300lm 123lm/W (CA90)		D5 04A: Switch (350-1400mA)	R Red Lens 70° / 30° Beam IP65*		
		10 40W 1050mA 5000lm 125lm/W (CA90)		D6 Push (250-1400mA)	G Green Lens 70° / 30° Beam IP65*		
14 56W 1400mA 6500lm 116lm/W (Do Not Cover)			D7 04A: DALI (350-1400mA)	B Blue Lens 70° / 30° Beam IP65*			

*Downlight without lens is IP6X from below and above ceiling; Downlight with lens installed on site is IP54 from below and IP44 from above ceiling, Downlight with lens installed in factory is IP65 from below and IP44 from above ceiling. ^UGR16 capable with Recessed Reflector and Prismatic Lens, UGR19 capable with Flush Reflector and Prismatic Lens.

KF6 SERIES

Accessories








Wide Beam Reflector
70° Beam, UGR22, IP6X*

Narrow Beam Reflector
30° Beam, UGR22, IP6X*





Wide Beam Reflector + Clear Lens
70° Beam, UGR22, IP65*

Wide Beam Reflector + Diffusion Lens
100° Beam, UGR22, IP65*

Wide Beam Reflector + Prismatic Lens
55° Beam, UGR16 / UGR19^, IP65*



*Downlight without lens is IP6X from below and above ceiling; Downlight with lens installed on site is IP54 from below and IP44 from above ceiling. Downlight with lens installed in factory is IP65 from below and IP44 from above ceiling. ^UGR16 capable with Recessed Reflector and Prismatic Lens, UGR19 capable with Flush Reflector and Prismatic Lens.



Wide Beam Reflector + Red Lens
70° Beam, IP65*

Wide Beam Reflector + Green Lens
70° Beam, IP65*


Wide Beam Reflector + Blue Lens
70° Beam, IP65*



Adaption Plate

IK10/IP65 Anti-Ligature Options


Darklight Accessory Options



*Downlight without lens is IP6X from below and above ceiling; Downlight with lens installed on site is IP54 from below and IP44 from above ceiling, Downlight with lens installed in factory is IP65 from below and IP44 from above ceiling. ^UGR16 capable with Recessed Reflector and Prismatic Lens, UGR19 capable with Flush Reflector and Prismatic Lens.

KA6 SERIES

ADJUSTABLE RECESSED DOWNLIGHT



Flush Reflector



Recessed Reflector

Technical Data





- Cut Out 150mm
- Overall 165mm
- Height 160mm
- Suitable ceiling 10-50mm
- Weight - body 980g
- Weight - driver 250g
- LED life @ L90/B10 ≥75000 Hrs
- AS/NZS60598 - parts 1&2 Complies
- 30° tilt, 355° rotation
- Emergency option
- Adaption plate 150-250mm
- Ultra CRI 97, R9 98 option on request
- Tunable white 2700-6500K option on request
- DALI 8 Tunable White (350-900mA)
- Casambi (350-1050mA)

SERIES	CRI	OUTPUT	REFLECTOR	CCT	CONTROL	LENS	COLOUR
KA6 Adjustable Recessed Downlight	P CRI 80 R9 15 3 SDCM	2 10W 250mA 1300lm 130lm/W (IC-4)	8F Wide Beam 70° Flush Reflector	3 3000K	BLANK Non Dim	BLANK No Lens 70° / 30° Beam UGR22, IP6X*	W White
	X CRI 90 R9 55 2 SDCM (Cyanosis compliant with 4000K)	3 14W 350mA 1800lm 129lm/W (IC-4)	8R Wide Beam 70° Recessed Reflector	35 3500K (CRI90 only)	D1 DALI (250-1400mA)	C Clear Lens 70° / 30° Beam UGR22, IP65*	B Black
		5 20W 500mA 2500lm 125lm/W (CA90)	4F Narrow Beam 30° Flush Reflector	4 4000K	D2 DSI (350-1400mA)	D Diffusion Lens 100° Beam UGR22, IP65*	S Special
		7 27W 700mA 3500lm 130m/W (CA90)	4R Narrow Beam 30° Recessed Reflector		D3 1-10V (250-1400mA)	P Prismatic Lens 55° Beam UGR16 / UGR19^, IP65*	
		9 35W 900mA 4300lm 123lm/W (CA90)			D4 Phase Cutting (180-1050mA)	R Red Lens 70° / 30° Beam IP65*	
		10 40W 1050mA 5000lm 125lm/W (CA90)			D5 04A: Switch (350-1400mA)	G Green Lens 70° / 30° Beam IP65*	
14 56W 1400mA 6500lm 116lm/W (Do Not Cover)			D6 Push (250-1400mA)	B Blue Lens 70° / 30° Beam IP65*			

*Downlight without lens is IP6X from below and above ceiling; Downlight with lens installed on site is IP54 from below and IP44 from above ceiling, Downlight with lens installed in factory is IP65 from below and IP44 from above ceiling. ^UGR16 capable with Recessed Reflector and Prismatic Lens, UGR19 capable with Flush Reflector and Prismatic Lens.

KA6 SERIES

Accessories








Wide Beam Reflector
70° Beam, UGR22, IP6X*

Narrow Beam Reflector
30° Beam, UGR22, IP6X*

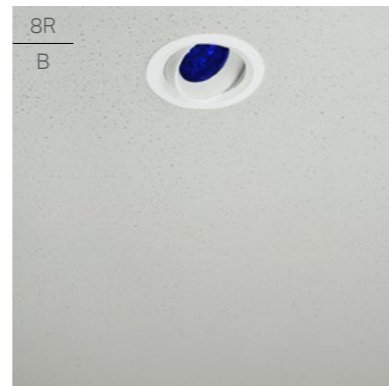
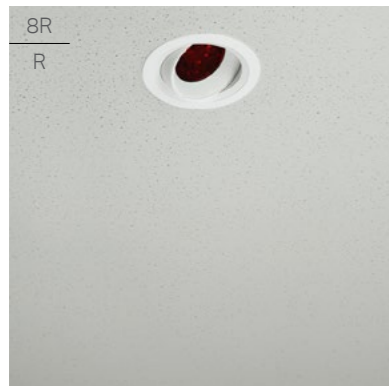
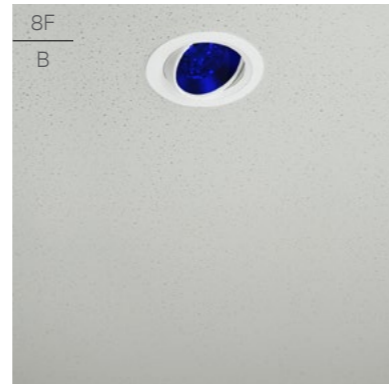

Wide Beam Reflector + Clear Lens
70° Beam, UGR22, IP65*

Wide Beam Reflector + Diffusion Lens
100° Beam, UGR22, IP65*

Wide Beam Reflector + Prismatic Lens
55° Beam, UGR16 / UGR19^, IP65*




*Downlight without lens is IP6X from below and above ceiling; Downlight with lens installed on site is IP54 from below and IP44 from above ceiling. Downlight with lens installed in factory is IP65 from below and IP44 from above ceiling. ^UGR16 capable with Recessed Reflector and Prismatic Lens, UGR19 capable with Flush Reflector and Prismatic Lens.



Wide Beam Reflector + Red Lens
70° Beam, IP65*

Wide Beam Reflector + Green Lens
70° Beam, IP65*

Wide Beam Reflector + Blue Lens
70° Beam, IP65*



*Downlight without lens is IP6X from below and above ceiling; Downlight with lens installed on site is IP54 from below and IP44 from above ceiling, Downlight with lens installed in factory is IP65 from below and IP44 from above ceiling. ^UGR16 capable with Recessed Reflector and Prismatic Lens, UGR19 capable with Flush Reflector and Prismatic Lens.

KS6 SERIES

SURFACE MOUNTED DOWNLIGHT



Flush Reflector



Recessed Reflector

Technical Data

- Overall 195mm
- Height 160mm
- Weight 1980g
- LED life @ L90/B10 ≥75000 Hrs
- AS/NZS60598 - parts 1&2 Complies
- Darklight reflector option
- Full IP65 option available
- Remote emergency option
- Ultra CRI 97, R9 98 option on request

SERIES	CRI	OUTPUT	REFLECTOR	CCT	CONTROL	LENS	COLOUR			
KS6 Surface Mounted Downlight	P CRI 80 R9 15 3 SDCM	2 10W 250mA 1300lm 130lm/W	8F Wide Beam 70° Flush Reflector	3 3000K	BLANK Non Dim	BLANK No Lens 70° / 30° Beam UGR22, IP54	W White			
	X CRI 90 R9 55 2 SDCM (Cyanosis compliant with 4000K)	3 14W 350mA 1800lm 129lm/W	8R Wide Beam 70° Recessed Reflector	35 3500K (CRI90 only)	D1 DALI (250-1400mA)	C Clear Lens 70° / 30° Beam UGR22, IP54	B Black			
		5 20W 500mA 2500lm 125lm/W	4F Narrow Beam 30° Flush Reflector			4 4000K		D3 1-10V (250-1400mA)	D Diffusion Lens 100° Beam UGR22, IP54	S Special
		7 27W 700mA 3500lm 130m/W	4R Narrow Beam 30° Recessed Reflector			D4 Phase Cutting (180-1050mA)		P Prismatic Lens 55° Beam UGR16 / UGR19^, IP54		
			D6 Push (250-1400mA)	R Red Lens 70° / 30° Beam IP54	G Green Lens 70° / 30° Beam IP54	B Blue Lens 70° / 30° Beam IP54				

^UGR16 capable with Recessed Reflector and Prismatic Lens, UGR19 capable with Flush Reflector and Prismatic Lens.

KS6 SERIES

Accessories








Wide Beam Reflector
70° Beam, UGR22, IP54

Narrow Beam Reflector
30° Beam, UGR22, IP54

Wide Beam Reflector + Clear Lens
70° Beam, UGR22, IP54

Wide Beam Reflector + Diffusion Lens
100° Beam, UGR22, IP54

Wide Beam Reflector + Prismatic Lens
55° Beam, UGR16 / UGR19^, IP54





^UGR16 capable with Recessed Reflector and Prismatic Lens, UGR19 capable with Flush Reflector and Prismatic Lens.



Wide Beam Reflector + Red Lens
70° Beam, IP54

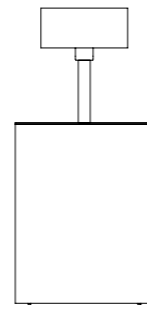
Wide Beam Reflector + Green Lens
70° Beam, IP54

Wide Beam Reflector + Blue Lens
70° Beam, IP54



KR6 / KC6 SERIES

ROD / CABLE SUSPENDED DOWNLIGHT



Flush Reflector



Recessed Reflector

Technical Data

- Overall 140mm
- Height 195mm
- Weight 1980g
- LED life @ L90/B10 >=75000 Hrs
- AS/NZS60598 - parts 1&2 Complies
- Rod length 1000-3000mm
- Cable length 2000mm, can be shortened
- Darklight reflector option
- Full IP65 option available
- Remote emergency option
- Ultra CRI 97, R9 98 angled on request
- Adjustable base for angled ceiling up to 15° option on request

SERIES	CRI	OUTPUT	REFLECTOR	CCT	CONTROL	LENS	COLOUR
KR6 Rod Suspended Downlight	P CRI 80 R9 15 3 SDCM	2 10W 250mA 1300lm 130lm/W	8F Wide Beam 70° Flush Reflector	3 3000K	BLANK Non Dim	BLANK No Lens 70° / 30° Beam UGR22, IP54	W White
KC6 Cable Suspended Downlight	X CRI 90 R9 55 2 SDCM (Cyanosis compliant with 4000K)	3 14W 350mA 1800lm 129lm/W	8R Wide Beam 70° Recessed Reflector	35 3500K (CRI90 only)	D1 DALI (250-1400mA)	C Clear Lens 70° / 30° Beam UGR22, IP54	B Black
		5 20W 500mA 2500lm 125lm/W	4F Narrow Beam 30° Flush Reflector				
		7 27W 700mA 3500lm 130m/W	4R Narrow Beam 30° Recessed Reflector	D4 Phase Cutting (180-1050mA)	P Prismatic Lens 55° Beam UGR16 / UGR19^, IP54		
					D6 Push (250-1400mA)	R Red Lens 70° / 30° Beam IP54	
						G Green Lens 70° / 30° Beam IP54	
						B Blue Lens 70° / 30° Beam IP54	

^UGR16 capable with Recessed Reflector and Prismatic Lens, UGR19 capable with Flush Reflector and Prismatic Lens.

KR6 / KC6 SERIES

Accessories








Wide Beam Reflector
70° Beam, UGR22, IP54

Narrow Beam Reflector
30° Beam, UGR22, IP54

Wide Beam Reflector + Clear Lens
70° Beam, UGR22, IP54

Wide Beam Reflector + Diffusion Lens
100° Beam, UGR22, IP54

Wide Beam Reflector + Prismatic Lens
55° Beam, UGR16 / UGR19^, IP54




^UGR16 capable with Recessed Reflector and Prismatic Lens, UGR19 capable with Flush Reflector and Prismatic Lens.



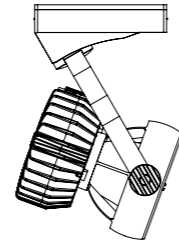
Wide Beam Reflector + Red Lens
70° Beam, IP54

Wide Beam Reflector + Green Lens
70° Beam, IP54

Wide Beam Reflector + Blue Lens
70° Beam, IP54



KSP6 SURFACE SERIES SPOTLIGHT



Flush Reflector



Recessed Reflector

Technical Data






- Overall 120mm
- Height 145mm
- Weight 1200g
- LED life @ L90/B10 >=75000 Hrs
- AS/NZS60598 - parts 1&2 Complies
- 270° tilt, 355° rotation
- Darklight reflector option
- Ultra CRI 97, R9 98 option on request

SERIES	CRI	OUTPUT	REFLECTOR	CCT	CONTROL	LENS	COLOUR
KSP6 Surface Mounted Spotlight	P CRI 80 R9 15 3 SDCM	2 10W 250mA 1300lm 130lm/W	8FS Wide Beam 70° Flush Reflector	3 3000K	BLANK Non Dim	BLANK No Lens 70° / 30° Beam UGR22, IP20	W White
	X CRI 90 R9 55 2 SDCM (Cyanosis compliant with 4000K)	3 14W 350mA 1800lm 129lm/W	8RS Wide Beam 70° Recessed Reflector	35 3500K (CRI90 only)	D1 DALI (250-1400mA)	C Clear Lens 70° / 30° Beam UGR22, IP20	B Black
		5 20W 500mA 2500lm 125lm/W	4FS Narrow Beam 30° Flush Reflector	4 4000K	D3 1-10V (250-1400mA)	D Diffusion Lens 100° Beam UGR22, IP20	S Special
		7 27W 700mA 3500lm 130m/W	4RS Narrow Beam 30° Recessed Reflector		D4 Phase Cutting (180-1050mA)	P Prismatic Lens 55° Beam UGR16 / UGR19^, IP20	
					D6 Push (250-1400mA)	R Red Lens 70° / 30° Beam IP20	
						G Green Lens 70° / 30° Beam IP20	
						B Blue Lens 70° / 30° Beam IP20	

^UGR16 capable with Recessed Reflector and Prismatic Lens, UGR19 capable with Flush Reflector and Prismatic Lens.

KSP6 SURFACE SERIES

Accessories








Wide Beam Reflector
70° Beam, UGR22, IP20

Narrow Beam Reflector
30° Beam, UGR22, IP20

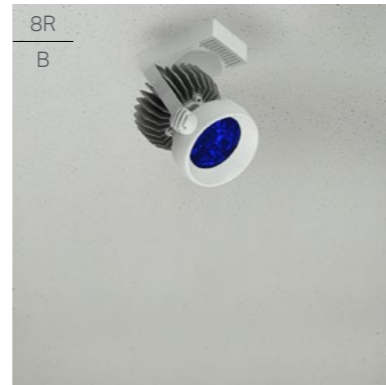

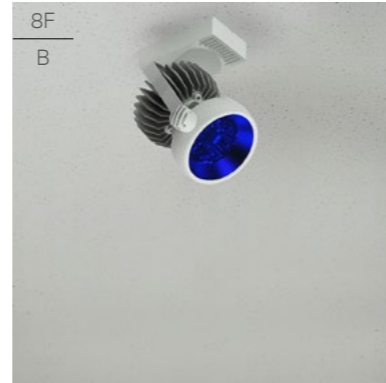


Wide Beam Reflector + Clear Lens
70° Beam, UGR22, IP20

Wide Beam Reflector + Diffusion Lens
100° Beam, UGR22, IP20

Wide Beam Reflector + Prismatic Lens
55° Beam, UGR16 / UGR19[^], IP20




[^]UGR16 capable with Recessed Reflector and Prismatic Lens, UGR19 capable with Flush Reflector and Prismatic Lens.




Wide Beam Reflector + Red Lens
70° Beam, IP20

Wide Beam Reflector + Green Lens
70° Beam, IP20

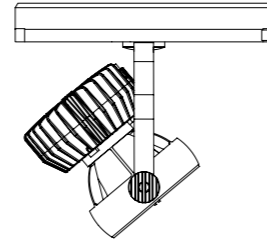
Wide Beam Reflector + Blue Lens
70° Beam, IP20





KSP6 TRACK SERIES

SPOTLIGHT



Flush Reflector



Recessed Reflector

Technical Data

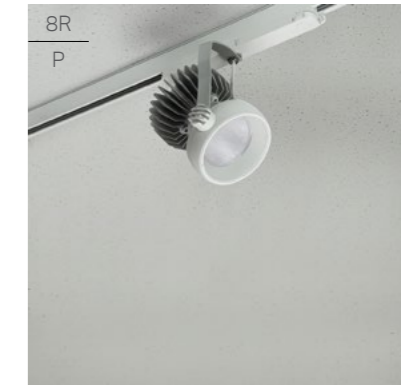






- Overall 120mm
- Height 145mm
- Weight 1200g
- LED life @ L90/B10 ≥75000 Hrs
- AS/NZS60598 - parts 1&2 Complies
- 270° tilt, 355° rotation
- Darklight reflector option
- Ultra CRI 97, R9 98 option on request

SERIES	CRI	OUTPUT	REFLECTOR	CCT	CONTROL	LENS	COLOUR
KSP6 Track Mounted Spotlight	P CRI 80 R9 15 3 SDCM	2 10W 250mA 1300lm 130lm/W	8FT Wide Beam 70° Flush Reflector	3 3000K	BLANK Non Dim	BLANK No Lens 70° / 30° Beam UGR22, IP6X	W White
	X CRI 90 R9 55 2 SDCM (Cyanosis compliant with 4000K)	3 14W 350mA 1800lm 129lm/W	8RT Wide Beam 70° Recessed Reflector	35 3500K (CRI90 only)	D1 DALI (250-1400mA)	C Clear Lens 70° / 30° Beam UGR22, IP44	B Black
		5 20W 500mA 2500lm 125lm/W	4FT Narrow Beam 30° Flush Reflector	4 4000K	D3 1-10V (250-1400mA)	D Diffusion Lens 100° Beam UGR22, IP44	S Special
		7 27W 700mA 3500lm 130m/W	4RT Narrow Beam 30° Recessed Reflector		D4 Phase Cutting (180-1050mA)	P Prismatic Lens 55° Beam UGR16 / UGR19^, IP44	
		9 35W 900mA 4300lm 123lm/W (CA90)			D6 Push (250-1400mA)	R Red Lens 70° / 30° Beam IP44	
	10 40W 1050mA 5000lm 125lm/W (CA90)				G Green Lens 70° / 30° Beam IP44		
						B Blue Lens 70° / 30° Beam IP44	

^UGR16 capable with Recessed Reflector and Prismatic Lens, UGR19 capable with Flush Reflector and Prismatic Lens.

KSP6 TRACK SERIES

Accessories








Wide Beam Reflector
70° Beam, UGR22, IP6X

Narrow Beam Reflector
30° Beam, UGR22, IP6X






Wide Beam Reflector + Clear Lens
70° Beam, UGR22, IP44

Wide Beam Reflector + Diffusion Lens
100° Beam, UGR22, IP44

Wide Beam Reflector + Prismatic Lens
55° Beam, UGR16 / UGR19^, IP44



^UGR16 capable with Recessed Reflector and Prismatic Lens, UGR19 capable with Flush Reflector and Prismatic Lens.



Wide Beam Reflector + Red Lens
70° Beam, IP44

Wide Beam Reflector + Green Lens
70° Beam, IP44

Wide Beam Reflector + Blue Lens
70° Beam, IP44

