



REQUIRED - IMPORTANT INFORMATION

CEILING SUSPENSION FORM

Company Name _____ Date _____

Contact Name _____ Contact Phone _____

Project Name _____

Select Product: Uled Uled PLUS Phantom PentaLED 12 PentaLED 28
 TrisLED PentaLED 30E PentaLED 81 PentaLED 105 UNICA

1. What is your ceiling height (see dimension A in drawings below):
 If ceiling is the structural mounting surface, then submit form.
 If not, then continue to answer Q2 - Q4.

(A) mm

2. What is your structural mounting height (see dimension B in drawings below):

Uled	If B < 3700, then UC only (Q1-2)	Phantom	If B < 3300, then UC only (Q1-2)
Uled +	If B > 3700, then UC + CR (Q1-4)	PentaLED 12	If B > 3300, then UC + CR (Q1-4)
		PentaLED 28	

(B) mm

Other products: a variety of solutions can be tailored to individual project needs. Complete Q1-4.

3. Void extension recommended at 300mm. Modify if Required.
 ⚠ Check ceiling void for obstructions at mounting point.

(C) 300 mm

Note: can be changed

4. Determine CR length using the formula:

$D = B - A - C$ (structural mounting height - ceiling height - void extension distance)

(D) mm

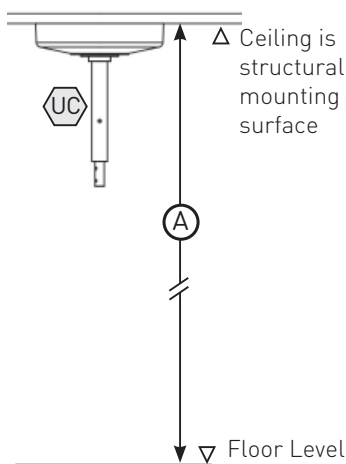
DIRECT CEILING MOUNT

Answer Q1 only (above)

KEY

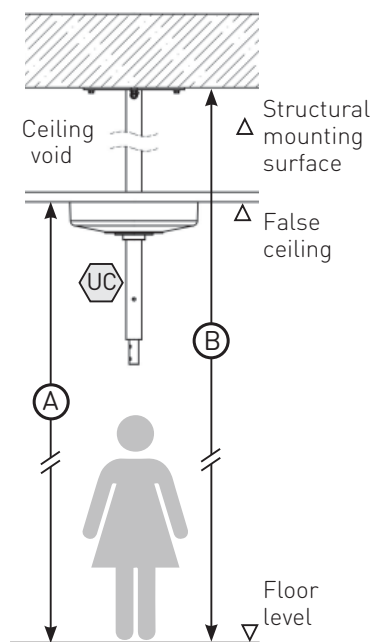
Cotton Reel Mount

Ceiling Mount



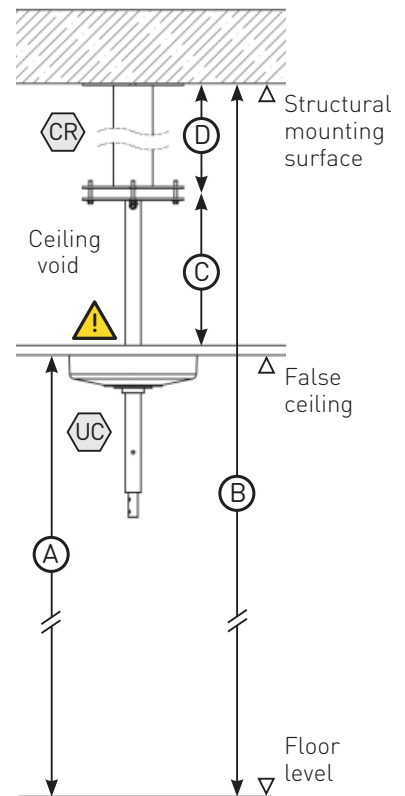
FALSE CEILING MOUNT

Answer Q1-2 (above)



EXTENDED FALSE CEILING MOUNT

Answer Q1-4 (above)



⚠ All fixings are the responsibility of the installer: based on weight of fitting and type of mounting substrate.

PLANETLIGHTING.COM | E info@planetlighting.com | P + 61 (0)2 6659 5600 | F + 61 (0)2 66552121