

# CELLITE®



## CELLITE WARDEN 2 DALI LED CORRECTIONAL EXIT LIGHT



Complete with Lithium Iron Phosphate Battery



**Rugged vandal resistant  
and anti ligature DALI  
LED exit luminaire**

High security exit luminaire in  
a rugged vandal resistant casing  
for anti ligature projects.

 **LED**

**GERARD**  
LIGHTING

CELLITE is a registered trademark of  
Gerard Lighting Pty Ltd ©Copyright CELLITE 2018  
[gerardlighting.com.au](http://gerardlighting.com.au)

**CELLITE** Warden 2 DALI LED Correctional is a high security exit luminaire. It's architectural low profile withstands the toughest environments.

Performance designed specifically for anti ligature projects, eliminating points where a cord, rope or bedsheets can be looped or tied to a fixture in order to create a point of ligature.

The housing frame features a white powder coated robust steel fabrication, regressed Torx security screws, a thick stabilised clear polycarbonate lens and integral Lithium Iron Phosphate batteries, emergency driver, LED indicator and an internal test switch.

## FEATURES

- Compliant to AS/NZS 2293
- Anti ligature design principles for increased safety
- High output strip LED
- Ceiling or wall mount
- DALI compliant
- Low power consumption and maintenance
- Integral gear and battery
- Slimline, aesthetic and practical design
- Lithium Iron Phosphate battery
- Function test (10 sec) with test switch press
- Self-test if not connected to DALI network with 'health' status reported by bicolour LED indicator
- Vandal tamper proof fixing available
- Viewing distance 24m
- Non dimmable
- 4 year warranty including battery

## SPECIFICATIONS

- Wattage: Maximum 3W
- Voltage: 240V
- Power Factor: PF:0.6
- Impact Rating: IK10
- Ambient Temperature: Ta40°C
- LED Life: 54000 hours L70
- Construction material: Robust steel fabrication with UV resistant powder coating, Torx security screws, stabilised clear polycarbonate lens.
- Mounting: Ceiling surface flush mount
- Dimensions:
  - Ceiling mount: L500 x W38 x H285 (mm)
  - Wall mount: L500 x W38 x H250 (mm)
- Mass: 2.5kg
- Battery: LiFePO4 2Cell 6.4V 1500mAh

# CELLITE WARDEN 2 DALI LED CORRECTIONAL EXIT LIGHT



# CELLITE WARDEN 2 DALI LED CORRECTIONAL EXIT LIGHT

## BENEFITS

- Long life of 54,000 hours provides low maintenance costs
- One box solution with a fully integrated assembly makes for easier installation
- Replaceable Lithium Iron Phosphate (LiFeP04) battery
- Rugged vandal resistant and anti ligature exit luminaire

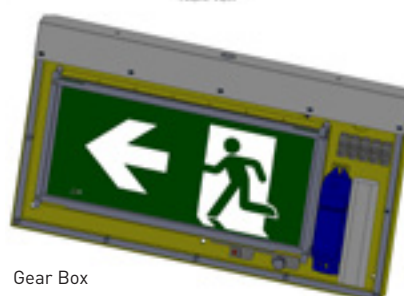
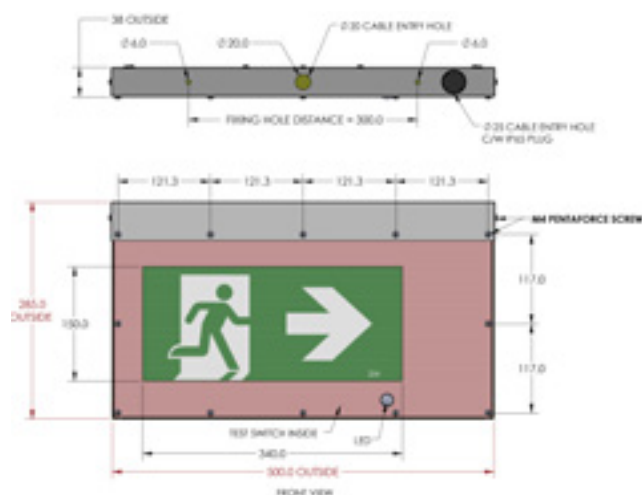
## REPLACEMENT BATTERY

- DGLCEM1500/2L12 - LiFeP04 2Cell 6.4V 1500mAh

## KEY APPLICATION

- Correctional facilities
- Courts
- Public housing
- Schools
- Psychiatric wards / Detention centers
- Military barracks
- Parks
- Hospitals
- Commercial / Industrial
- Railway / Platforms
- Carparks

## LINE DRAWING



Gear Box

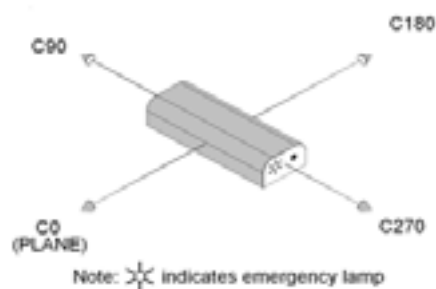
## LUMINAIRE CLASSIFICATION

The luminaire classification allows maximum spacing to be determined at a given mounting height.

Mounting Height = 2.7 metres	
Plane represents: C0/C180	
Classification	Distance (m)
A1	1.7
B1	1.8
C1	2.1
D1	2.5
E1	3.2
<b>Maximum Spacing C0</b>	<b>3.2</b>

Luminaire Maximum Spacing in accordance with AS/NZS 2293.1:2018 Tables 5.1-5.5. For luminaires at other mounting heights, refer to the table below.

Allowable Luminaire Mounting Height (m)	Luminaire Maximum Spacing for each plane (m)
	C0/C180
2.1	3.8
2.4	3.6
2.7	3.2
3	3.6



- This classification table only applies for fittings mounted close to ceiling.
- This classification table only applies for standard white ceiling.
- The ceiling has to be standard ceiling white directly abutted to the top of the luminaire 100mm either side and 300mm in front of the luminaire.
- Failing to install the product to the above requirement renders the classification to be void.



# CELLITE WARDEN 2 DALI LED CORRECTIONAL EXIT LIGHT

# CELLITE WARDEN 2 DALI LED CORRECTIONAL EXIT LIGHT



## PRODUCT SKU CHART

PRODUCT CODE	DESCRIPTION	WATTAGE (W)	BATTERY	DURATION	DRIVER	DIMENSION (MM)	MASS (KG)
WELED24PR0501A1	WARDEN 2 LED W/MNT DALI EXIT 24M TORX SCREWS EX2-C L	3W	BATTERY LiFeP04 2C 6.4V 1500mAh	2HR	DALI EMDRIVER 700mA-3W 120 MIN	L500 X W38 X H250	2.5kg
WELED24PR0501B1	WARDEN 2 LED CEIL/MNT DALI EXIT 24M TORX SCREWS EX2-C ST	3W	BATTERY LiFeP04 2C 6.4V 1500mAh	2HR	DALI EMDRIVER 700mA-3W 120 MIN	L500 X W38 X H285	2.5kg
WELED24PR0501C1	WARDEN 2 LED W/MNT DALI EXIT 24M TORX SCREWS EX2-W L	3W	BATTERY LiFeP04 2C 6.4V 1500mAh	2HR	DALI EMDRIVER 700mA-3W 120 MIN	L500 X W38 X H250	2.5kg
WELED24PR0501D1	WARDEN 2 LED W/MNT DALI EXIT 24M TORX SCREWS EX2-C ST	3W	BATTERY LiFeP04 2C 6.4V 1500mAh	2HR	DALI EMDRIVER 700mA-3W 120 MIN	L500 X W38 X H250	2.5kg
WELED24PR0501E1	WARDEN 2 LED CEIL/MNT DALI EXIT 24M TORX SCREWS EX2-C ST	3W	BATTERY LiFeP04 2C 6.4V 1500mAh	2HR	DALI EMDRIVER 700mA-3W 120 MIN	L500 X W38 X H285	2.5kg
WELED24PR0501F1	WARDEN 2 LED CEIL/MNT DALI EXIT 24M TORX SCREWS EX2-C L	3W	BATTERY LiFeP04 2C 6.4V 1500mAh	2HR	DALI EMDRIVER 700mA-3W 120 MIN	L500 X W38 X H285	2.5kg
WELED24PR0501G1	WARDEN 2 LED CEIL/MNT DALI EXIT 24M TORX SCREWS EX2-C L	3W	BATTERY LiFeP04 2C 6.4V 1500mAh	2HR	DALI EMDRIVER 700mA-3W 120 MIN	L500 X W38 X H285	2.5kg



\*Rated LED design life where stated is based upon application of CELLITE's operating and maintenance guidelines; see [www.gerardlighting.com.au](http://www.gerardlighting.com.au) Actual product life may vary dependent upon frequency of maintenance and product application. Due to continual product improvement, information is subject to change without notification. †Gerard Lighting Pty Ltd standard Terms and Conditions apply.



CELLITE is a registered trademark of  
Gerard Lighting Pty Ltd ©Copyright CELLITE 2018  
[gerardlighting.com.au](http://gerardlighting.com.au)