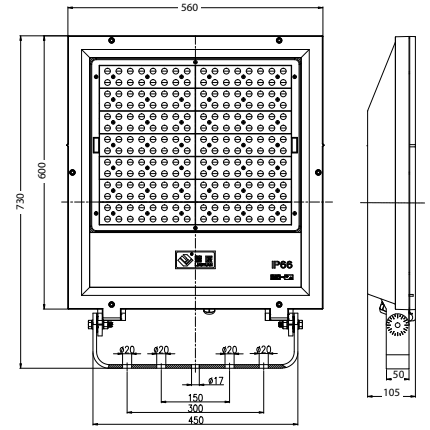




The RANGER LED Floodlight. Precision lighting at its best.

Asymmetric design and distribution provides better lighting control and precision.

SYLVANIA[®]
Where Innovation comes to Light!



RANGER LED Floodlight

Maximising performance and energy efficiency, the RANGER LED Floodlight provides an LER of greater than 100lm/w. The optical system uses a precision lens combined with the latest LED chips to provide a highly efficient asymmetric distribution with a peak angle at 35° forward throw.

FEATURES

- Average Rated Life 27000 hours (L90) 51400 hours (L70).
- 5000K and 6000K CCT @ CRI>70.
- Options of 350, 420 and 490 system wattage.
- LER >100lm/w, 130lm/w for R490+
- Integral electronic driver suitable for Analogue 1-10v Dimming, wiring entry point via a PG13.5mm gland.
- Unique optical system providing asymmetrical distributions.
- Precision die cast aluminium body providing excellent thermal management.
- Toughened glass.
- Mounting via powder coated aluminium trunnion arm.
- Impressive 5 year warranty.
- Windage area (max at 90 deg)=0.34 m2.
- Windage area (at 30 deg typical aiming)= 0.20m2.

BENEFITS

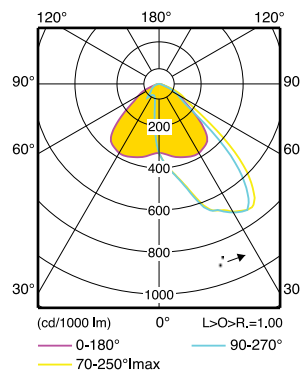
- Ranger 490w 52,000lms equivalent to 1KW Metal Halide Shoe Box Floodlight. (*Lighting design would need to be carried out for comparison).
- Asymmetrical distribution provides a low glare and unobtrusive installation.
- Long life of 51,400 hours (L70) provides lower maintenance costs compared to traditional HID Floodlights.

Ranger LED R490

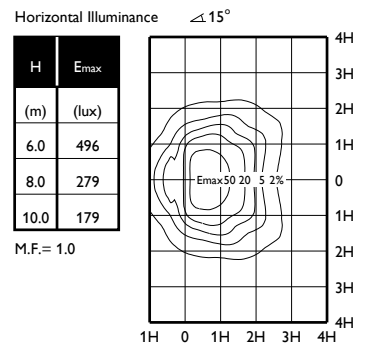
L.O.R.=1.00

1 x 52000 lm

Polar intensity diagram



Relative isolux diagram



LUMINAIRE CONSTRUCTION

- Robust die-cast aluminium body profile
- 4mm toughened glass lens
- Integral energy efficient driver.

KEY APPLICATIONS

Building vicinity, car parks, sports lighting.

Product Code	Description	Wattage	Colour Temp	Lumens	Dimensions mm	Weight kg
R350/6K/AS	Asym LED FLOOD	350W	6000K	35000 lm	600 x 560 x 105	20
R420/6K/AS	Asym LED FLOOD	420W	6000K	42000 lm	600 x 560 x 105	20
R490/6K/AS	Asym LED FLOOD	490W	6000K	52000 lm	600 x 560 x 105	20
R490+/5K/AS	Asym LED FLOOD	490W	5000K	64000 lm	600 x 560 x 105	20



SYLVANIA[®]
Where Innovation comes to Light!