



Zone Controller

Intelligent DALI / Ethernet controller



www.dignet.net.au



Range **DGOZ-ZONEC-4DA**

Overview

An embedded Ethernet/DALI controller for the RAPIX Lighting Control System that supports seamless joining of all individual DALI lines in a building.

Each Zone Controller can connect up to four physical DALI Lines and communicate over an Ethernet network to lines on other Zone Controllers.

The controller software allows DALI Devices and DALI Groups across any DALI Line to be linked together to form DALI Xi 'Zones' and 'Scenes' to suit the application.

The rules engine in the controller can run user-configurable scripts to track and control DALI devices based upon events in the system.

Features

12M wide DIN rail mounted embedded controller for the RAPIX Lighting Control System.

Physical connection to four on-board DALI lines

Two Ethernet ports with in-built switch for daisy chain connections

LCD screen and control buttons with menu driven control interface for easy programming and commissioning

Powered via external 5-12Vdc supply

Configured using RAPIX Integrator software tool

Line joining between DALI lines; on a single controller and / or across controllers

Zone creation – Zones being collections of DALI lines and / or DALI Groups and / or DALI Short Addresses

Zone joining – link Zones to form larger zones

Zone rules – configurable logic based on states of Zones, DALI Groups and DALI Short Addresses

Scene control across all connected Zone Controllers and DALI lines.

Typical Applications

Commercial buildings
Education facilities

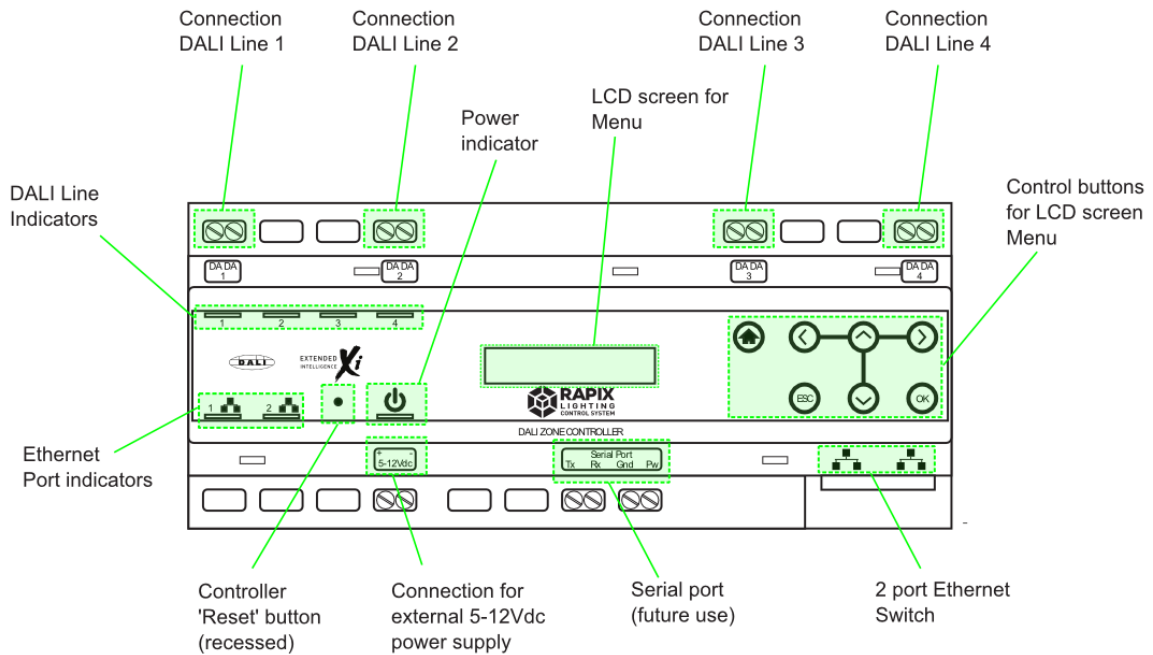
Health care facilities
Hotels



Zone Controller

Intelligent DALI Ethernet controller for the RAPIX Lighting Control System

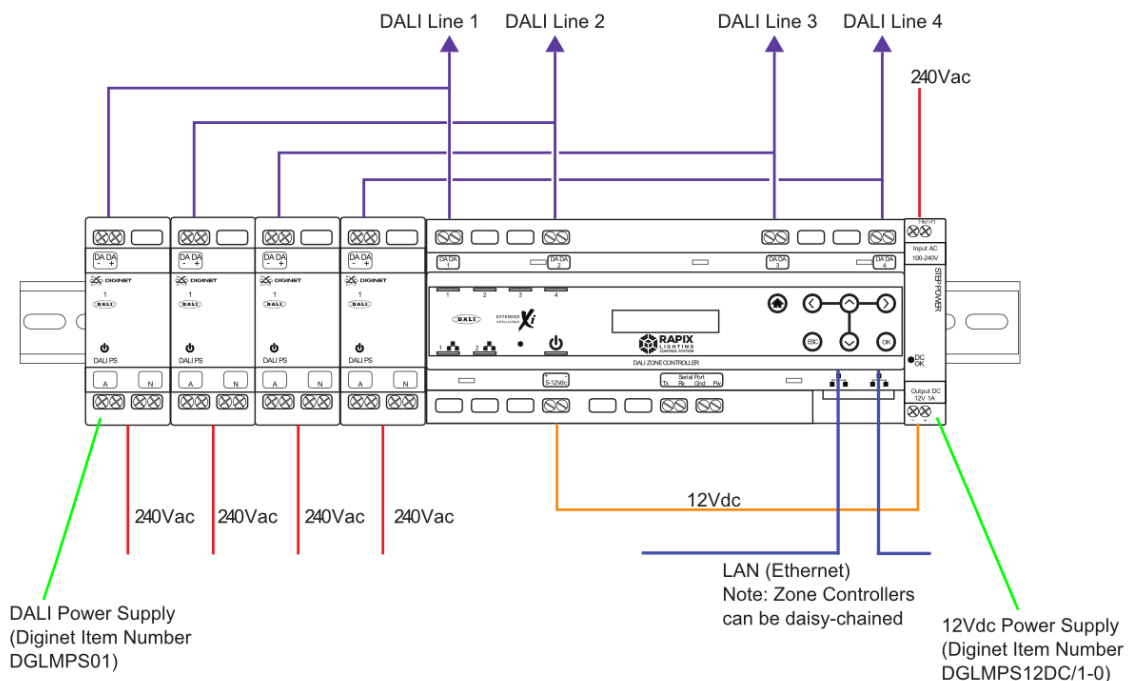
Connections and Interface



Connections

The Zone Controller connects to the following

- Up to four, separate DALI Lines, with up to 64 DALI devices (each with a DALI Short Address) connected to each line
- An external SELV 12Vdc power supply to power the zone controller
- An Ethernet connection to allow communication to and from other Zone Controllers, PC's running RAPIX Integrator software, or other RAPIX compatible devices
- RS-232 connection (future use)










Zone Controller

Intelligent DALI Ethernet controller for the RAPIX Lighting Control System

Product Specifications

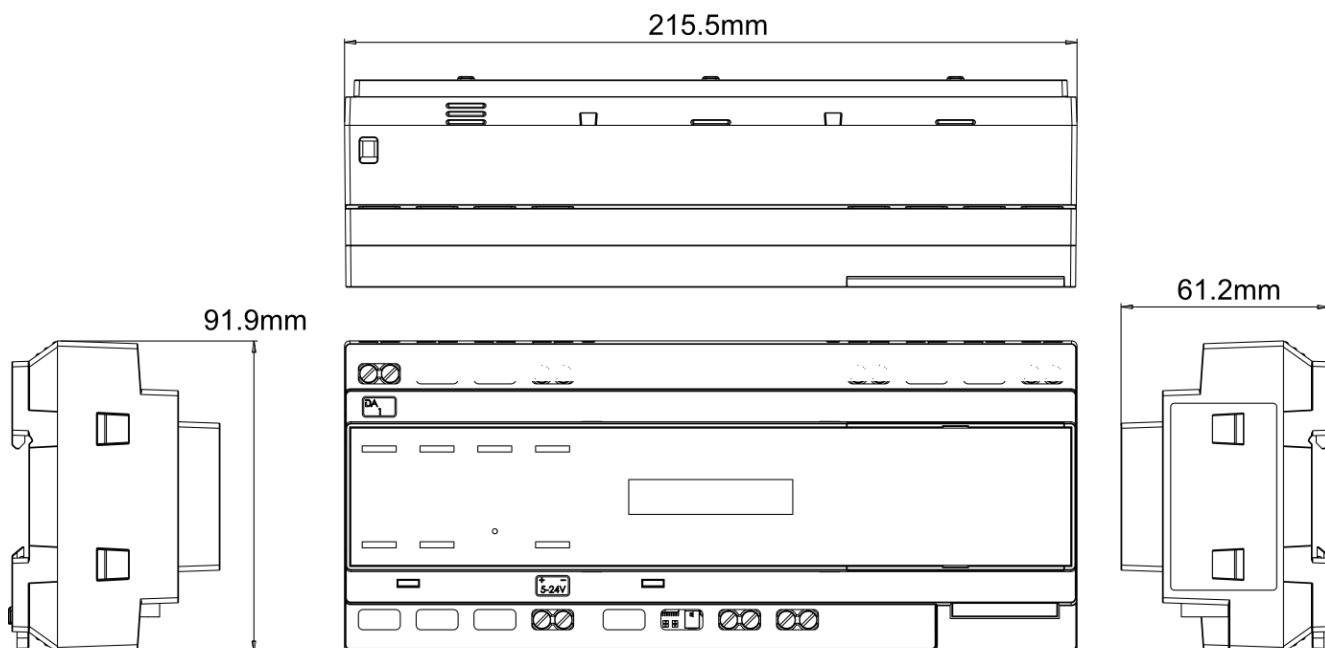
Parameter	Specification
DALI line capacity	Up to 4 separate DALI lines can be connected, with up to 64 devices on each line
DALI line operating voltage	18V dc (nominal), supplied by external DALI power supply
DALI line current draw	2mA (nominal) per DALI line
Power source	External power supply 5-12V dc, 200mA @ 12V dc <i>Note: a Diginet 12Vdc power supply, item number DGLMPS12DC/1-0, is included with the product</i>
Ethernet	10/100 Base-T On-board 2 port Ethernet switch Auto MDI-X
Mounting	DIN rail (35mm) mounted
IP Addressing	Zone Controller must be assigned a Static IP Addresses during the commissioning process to ensure system reliability. <i>Note: Zone Controllers support DHCP to assist with the initial configuration phase of a RAPIX project, but Static IP addresses should be assigned to all controllers during commissioning</i>
Ethernet connectors	2 x RJ45 sockets
DALI connectors (per DALI line)	2 x screw down terminal block, suitable for 2 x 2.5sqmm
LED Indicators	Power – Green ON Ethernet – Green ON when connected, FLASHES with traffic DALI – Green ON when connected, FLASHES with traffic
LCD Display	Backlit, monochrome, 2 rows x 20 character
Serial Port connection	4-wire, Tx, Rx, Ground and Power
Operating System	Windows Embedded Compact 7
Ambient operating temperature	0 to 50° C
Ambient storage temperature	-10 to 70° C
Humidity	0% to 95% RH non condensing
Ingress protection	IP40
Materials	Enclosure – Flame retardant ABS
Weight	400g (excluding power supply)
Device Dimensions	See separate diagram
Approvals	    



Zone Controller

Intelligent DALI Ethernet controller for the RAPIX Lighting Control System

Dimensions



Approvals & Compliance

IP20  

CONTACT INFORMATION

Web	www.diginet.net.au	
General Enquiries:	1300 95 DALI (3254)	sales@diginet.net.au
Technical Services:	1300 95 3244	support@diginet.net.au
Fax:	1300 95 3257	

PRODUCT OF GERARD LIGHTING PTY LTD

ABN – 94 122 520 307
 96-112 Gow Street
 Padstow NSW 2211



DIGINET IS A BRAND OF THE GERARD LIGHTING GROUP

The product includes a **TWO-YEAR WARRANTY** against manufacturing defects. Fully warranty terms can be found here www.diginet.net.au

COPYRIGHT. ©This document is copyright to Gerard Lighting Pty Ltd. Except as permitted under relevant law, no part of this user and installation guide may be reproduced by any process without written permission of and acknowledgement to Gerard Lighting. **DISCLAIMER.** Gerard Lighting Pty Ltd (Gerard Lighting) reserves the right to alter the specifications, designs or other features of any items and to discontinue any items at any time without notice and without liability. While every effort is made to ensure that all information in this user and installation guide is correct, no warranty of accuracy is given and Gerard Lighting shall not be liable for any error. **TRADEMARKS.** The identified trademarks and copyrights are the property of Gerard Lighting Pty Ltd unless otherwise noted.