



## VARIOS MINOR


### *Modular System LED Downlight*

Varios Minor Modular System is the next generation in accent down lighting. Introducing the high performance of LED with the ultimate flexibility of interchangeable components thus creating the ability to form ambiance and drama which is ideal for a diverse range of applications. Designed to be a seamless transition from traditional light sources whilst harmonising design concepts.



# VARIOS MINOR

## Modular System LED Downlight



### Features

- Select Trim + Module(s) + Driver (1 per Module) = Complete Fitting
- Die-cast body with a drop forge heatsink
- Optics 20°/40°, variable outputs and styles.
- Range available in 2 styles and multiple combinations (single, double triple and single round option)
- Toolless operation. Quick connect plugs
- Multiple optics (fixed head), outputs and styles
- Available in 3000K and 4000K colour temperature
- Bidirectional adjustment

- Average rated Lamp design life 50000hrs / 70%
- Dimmable. (refer to the driver platform) operates from the common driver platform
- One of a family of 8 trim sizes mount with 10/15/25/30/35/40 wattage options depending on driver and fixture size.

### Applications

- Designed for retail fit out, commercial areas, transit corridors, break out areas, lobby's, common areas.

### Specifications


	Varios 42W LG Module	Varios 42W DG Module
Colour temp	3000K and 4000K	3000K and 4000K
Lumen output	See Chart	See chart
CRI	>90	>90
Macadams step	3 SDCM	3 SDCM
Beam distribution	Symmetric	Symmetric
Default beam angle		
Lumen maintenance	L70 50,000hrs	L70 50,000hrs
Control	REMOTE	REMOTE
Dimensions (module only)	Ø74 x H:87mm	Ø74 x H:87mm
Cutout	Refer to fixture selected	Refer to fixture selected
Min recessed depth	120mm	145mm
Power factor	0.9	0.9
Electrical rating	Class III	Class III

# VARIOS MINOR


## Modular System LED Downlight

### Drive & Module - Shallow Profile





10/15W	Required Component			
	Driver		10W	15W
	DAD20F01	Non-Dim	250mA	350mA*
	DAD20D01	DALI		
	DAD20V035001	1-10V		
	* = Factory Default			

Series	Body selection	Description	Wattage	Lumens Initial	Lumens Exit	mA setting
	VAL074335201	VARIOS MIN 15W 3K LG 20° RF WHITE	10			250
			15	1320	1221	350
	VAL074435201	VARIOS MIN 15W 4K LG 20° RF WHITE	10			250
			15	1365	1263	350
	VAL074335401	VARIOS MIN 15W 3K LG 40° RF WHITE	10			250
			15	1320	1221	350
	VAL074435401	VARIOS MIN 15W 4K LG 40° RF WHITE	10			250
			15	1365	1263	350

### Module - Deep Profile

Series	Body selection	Description	Wattage	Lumens Initial	Lumens Exit	mA setting
	VAG074335201	VARIOS MIN 15W 3K DG 20° RF WHITE	10			250
			15	1320	1221	350
	VAG074435201	VARIOS MIN 15W 4K DG 20° RF WHITE	10			250
			15	1365	1263	350
	VAG074335401	VARIOS MIN 15W 3K DG 40° RF WHITE	10			250
			15	1320	1221	350
	VAG074435401	VARIOS MIN 15W 4K DG 40° RF WHITE	10			250
			15	1365	1263	350

### Frame








Body selection	Body selection	Description	Cut-Out(mm)
	VAR1081	VARIOS MIN RND FRM/TRM WHITE	100
	VAS1301	VARIOS MIN X1 FRM AND TRIM WHITE	115 X 115
	VAD2371	VARIOS MIN X2 FRM AND TRIM WHITE	115 X 218
	VAT3341	VARIOS MIN X3 FRM AND TRIM WHITE	115 X 312

# VARIOS MINOR

## Modular System LED Downlight

A modular system to create multiple options for greater effect in all applications.

*Select Trim + Module(s) + Driver (1 per Module) = Complete Fitting*

Trim	Module	Driver
		
		
		
		

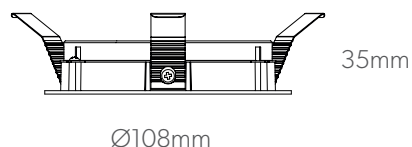


# VARIOS MINOR

## Modular System LED Downlight

### Technical Requirements

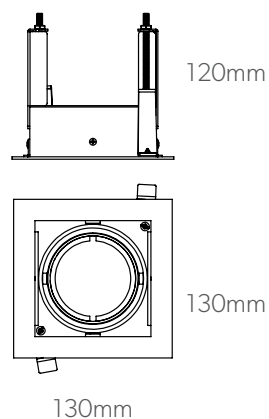
#### Single Round



Cut out Ø100mm



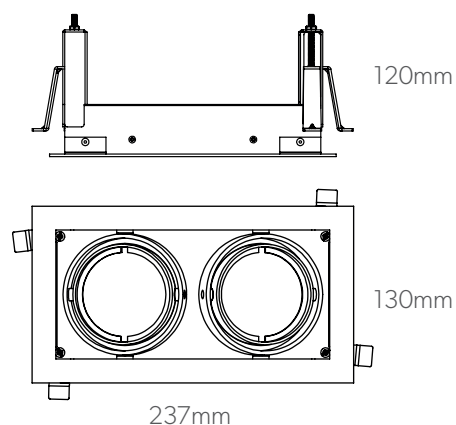
#### Single Square



Cut out 115x115mm



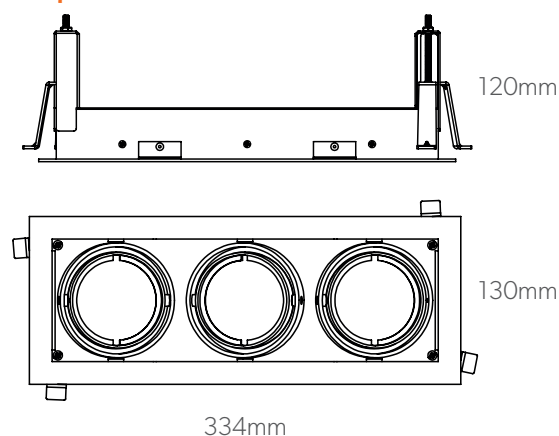
#### Twin



Cut out 218x115mm



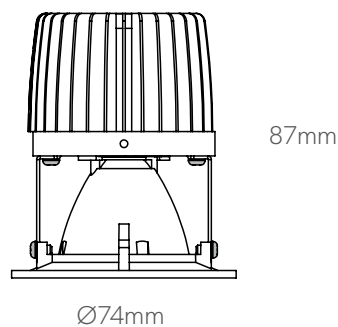
#### Triple



Cut out 312x115mm



#### 42W LG Module



#### 42W DG Module

